



nepali alphabets



EVOLUTION

evl.edu.np

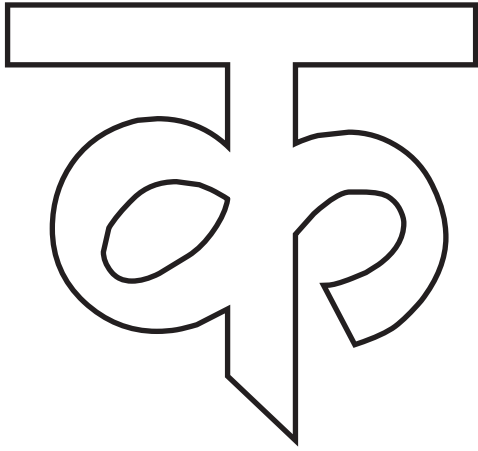
About

Spiny Babbler Evolution

The education bionetwork (incorporated 30 December 1983) offers specialty education. Students from around the world, the best schools of Nepal, as well as those who are deprived take advantage of the education offered through short- and long-term involvement. It is registered as Evolution High School with ward no. 2 of Lalitpur sub-municipality (registration number 598/2cha), Department of Education (code number 25-207-0073), Inland Revenue Department (PAN 302-539-800), and the Company Registrar's Office (registration number 21002).

Named after a bird species considered extinct for 106 years and rediscovered in the Rara region by S. Dillon Ripley, Spiny Babbler works with knowledge, education, and the arts to make positive impact on human life. Its logo is that of a baman dwarf - also considered Barun, the water god - and is carved in stone under a stone water spout at the fourth century Gum Vihar complex northeast of Kathmandu. Spiny Babbler was founded by Pallav Ranjan. Spiny Babbler efforts in education have spanned across six continents and reached deep into some of the most remote areas of Nepal. It has crossed the gender, ethnic, economic, education, creative, and technical divides and its work has been effective, inclusive, and appreciated.

Color the alphabet




Connect the dots



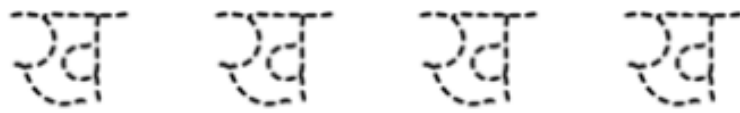
Write the alphabet

.....
.....
.....

Color the alphabet



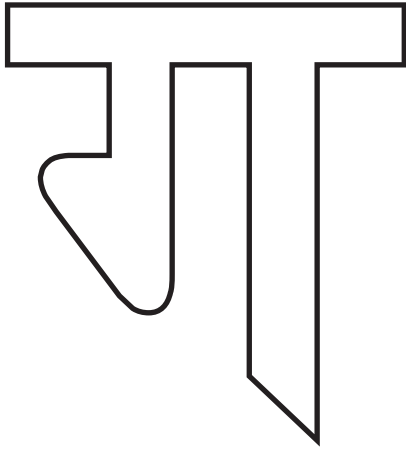
Connect the dots



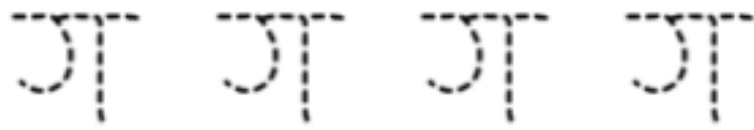
Write the alphabet

.....
.....
.....

Color the alphabet




Connect the dots



Write the alphabet

.....
.....
.....

Color the alphabet



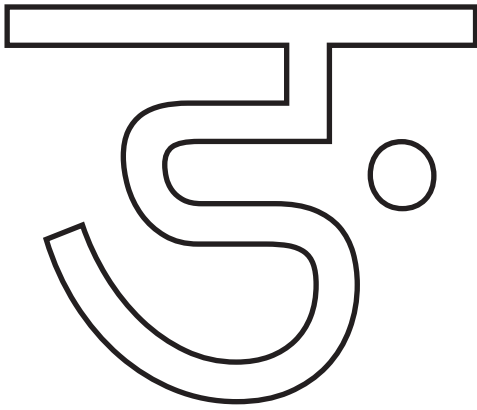
Connect the dots



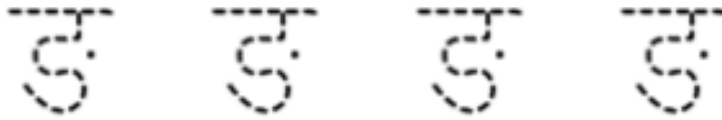
Write the alphabet

.....
.....
.....

Color the alphabet



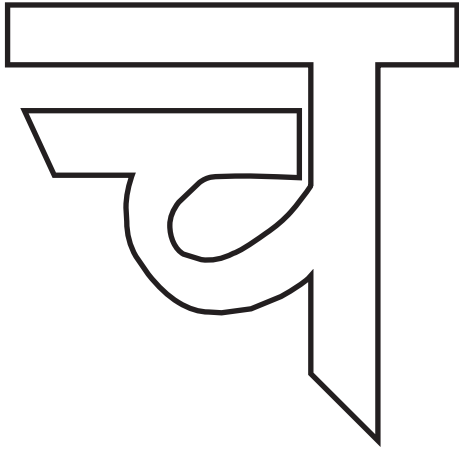
Connect the dots



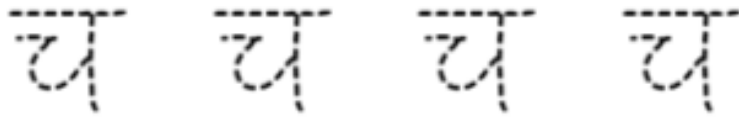
Write the alphabet

.....
.....
.....

Color the alphabet





Connect the dots



Write the alphabet

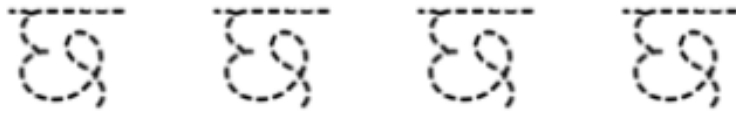
.....
.....
.....

Color the alphabet



झाता


Connect the dots



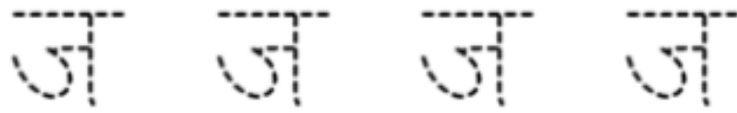
Write the alphabet

.....
.....
.....

Color the alphabet





Connect the dots



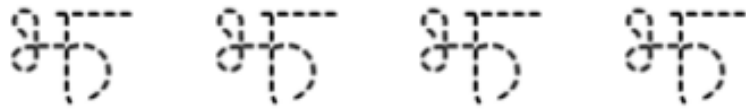
Write the alphabet

.....
.....
.....

Color the alphabet



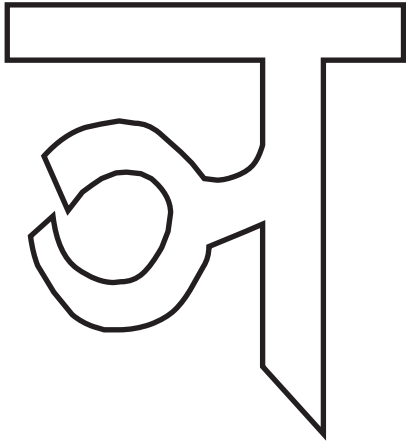
Connect the dots



Write the alphabet

.....
.....
.....

Color the alphabet




Connect the dots



Write the alphabet

.....
.....
.....

Color the alphabet



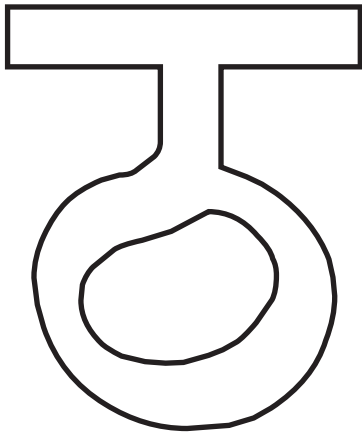
Connect the dots



Write the alphabet

.....
.....
.....

Color the alphabet




Connect the dots



Write the alphabet

.....
.....
.....

Color the alphabet



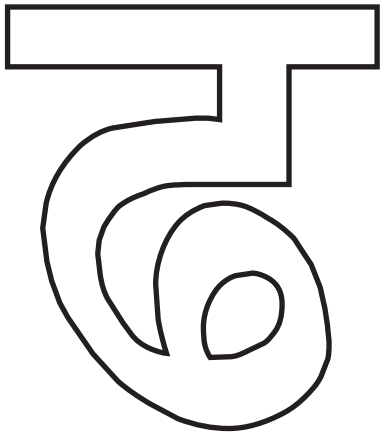
Connect the dots



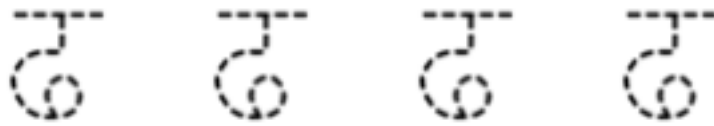
Write the alphabet

.....
.....
.....

Color the alphabet



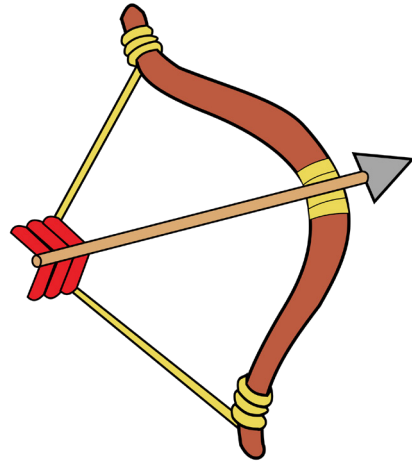
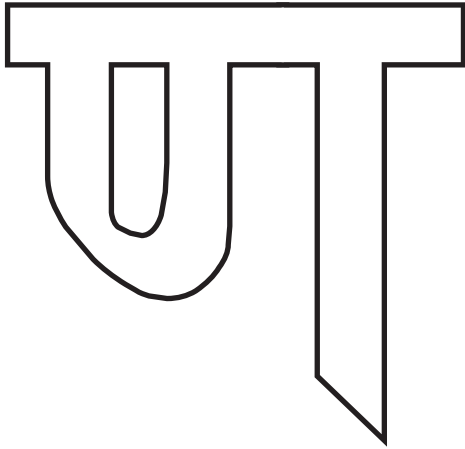
Connect the dots



Write the alphabet

.....
.....
.....

Color the alphabet




Connect the dots



Write the alphabet

.....
.....
.....

Color the alphabet




Connect the dots



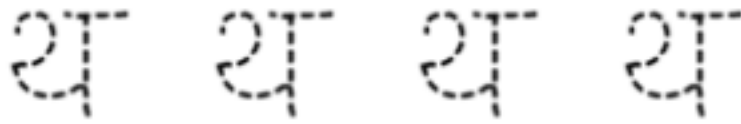
Write the alphabet

.....
.....
.....

Color the alphabet



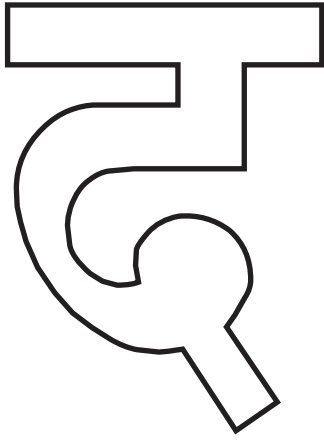
Connect the dots



Write the alphabet

.....
.....
.....

Color the alphabet



Connect the dots



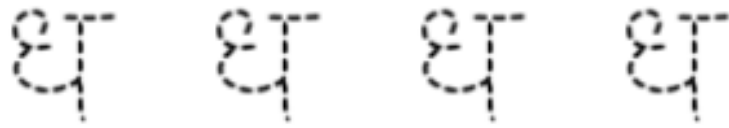
Write the alphabet

.....
.....
.....

Color the alphabet



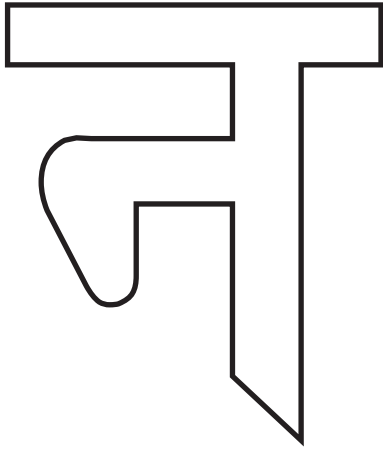
Connect the dots



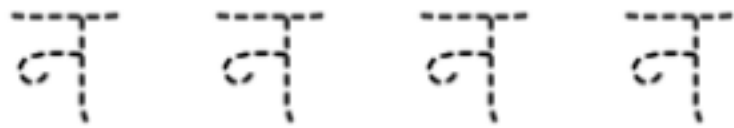
Write the alphabet

.....
.....
.....

Color the alphabet



Connect the dots



Write the alphabet

.....

.....

.....

.....

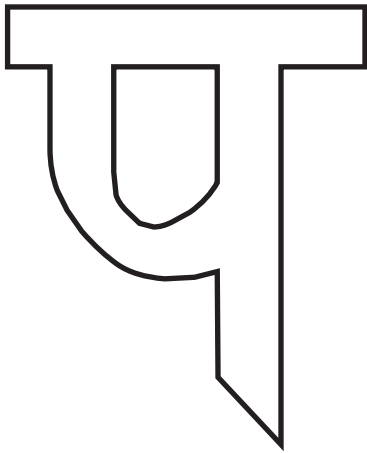
.....

.....

.....

.....

Color the alphabet



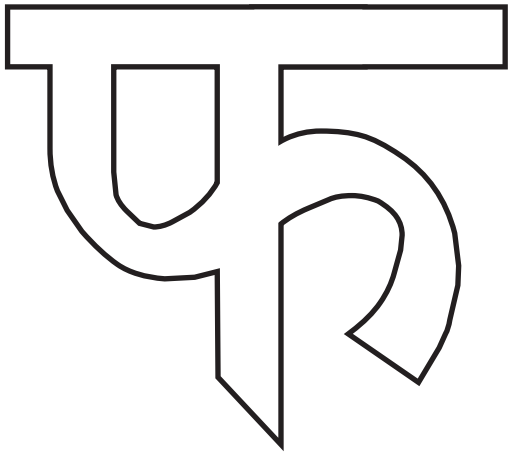
Connect the dots



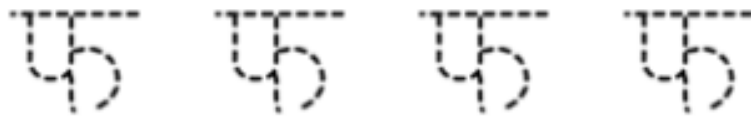
Write the alphabet

.....
.....
.....

Color the alphabet





Connect the dots



Write the alphabet

.....
.....
.....

Color the alphabet



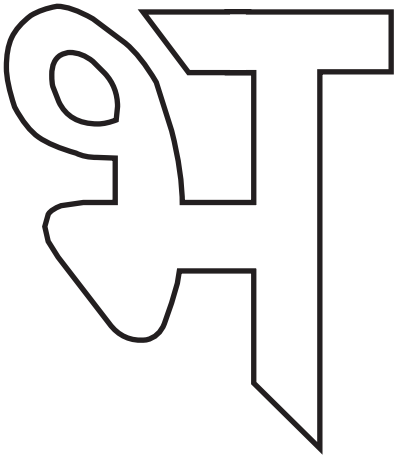
Connect the dots



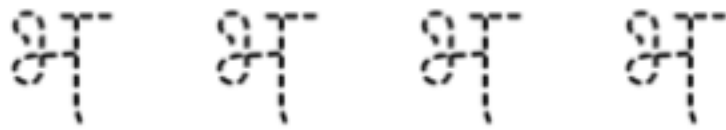
Write the alphabet

.....
.....
.....

Color the alphabet




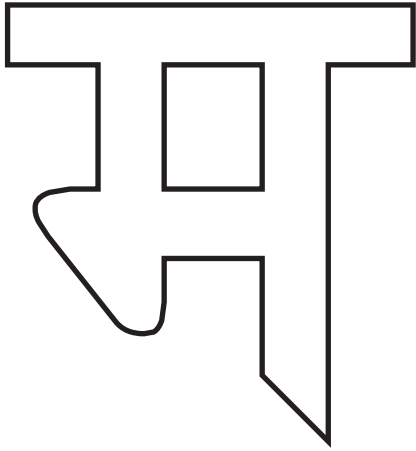
Connect the dots



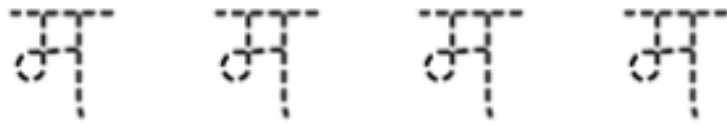
Write the alphabet

.....
.....
.....

Color the alphabet




Connect the dots



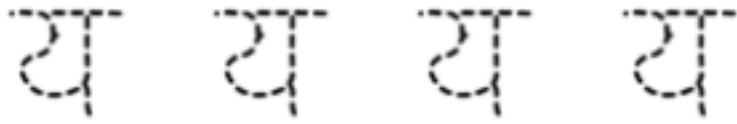
Write the alphabet

.....
.....
.....

Color the alphabet



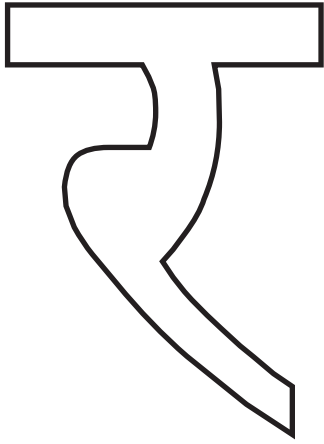
Connect the dots




Write the alphabet

.....
.....
.....

Color the alphabet



Connect the dots



Write the alphabet

.....

.....

.....

.....


.....

.....

.....

.....

Color the alphabet



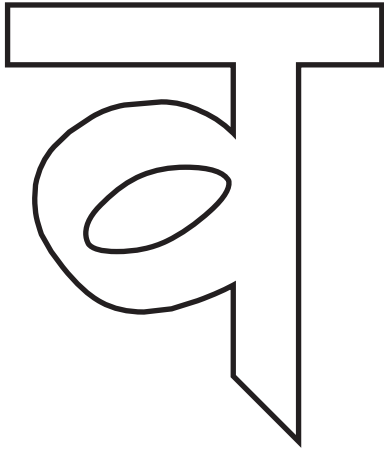
Connect the dots



Write the alphabet

.....
.....
.....

Color the alphabet




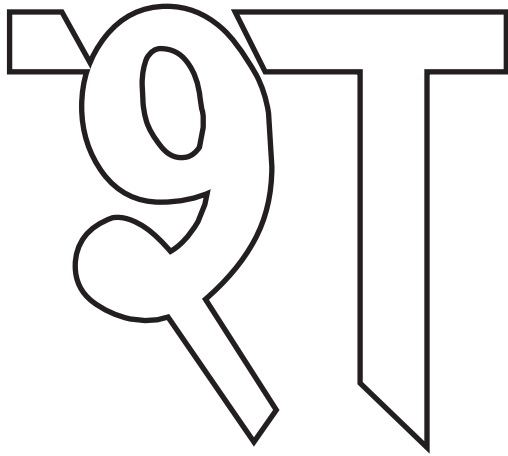
Connect the dots




Write the alphabet

.....
.....
.....

Color the alphabet




Connect the dots



Write the alphabet

.....
.....
.....

Color the alphabet




Connect the dots



Write the alphabet

.....
.....
.....

Color the alphabet




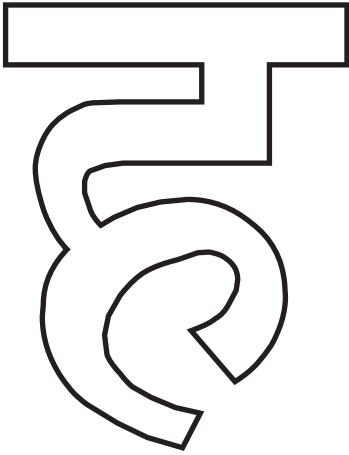
Connect the dots




Write the alphabet

.....
.....
.....

Color the alphabet




Connect the dots



Write the alphabet

.....
.....
.....

Color the alphabet




Connect the dots




Write the alphabet

.....
.....
.....

Color the alphabet



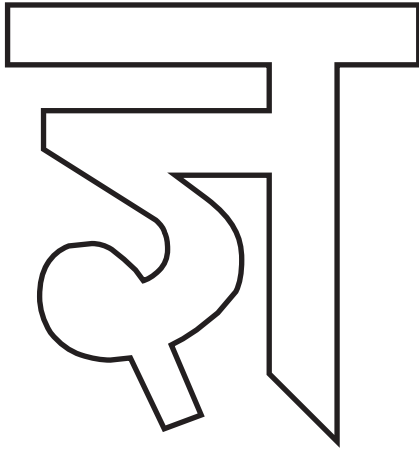
Connect the dots



Write the alphabet

.....
.....
.....

Color the alphabet



Connect the dots



Write the alphabet

.....
.....
.....