
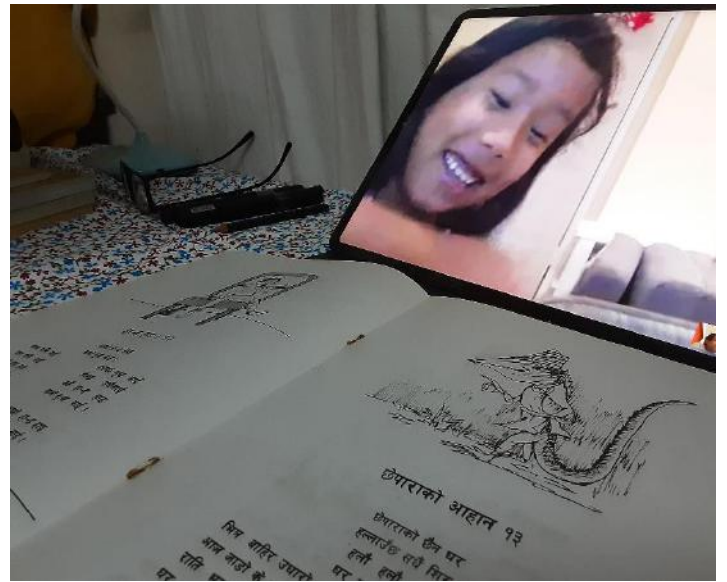



लाउको

Spiny Babbler Evolution
Parts of Our Face
हाम्रो अनुहार



26, 2020



Content

Spiny Babler Evolution

Spiny Babler works with knowledge, arts, and education to make positive impact on human life. In the education sector, its Evolution High School offers formal schooling from early years to grade 10 (SEE system), specialized afterschool activities during weekends and holidays, and online learning opportunities.

I. Parts of our face

हाम्रो अनुहार

II. An Article in Kantipur

Many articles on Spiny Babler young people have appeared in the papers, this one is about how their photo exhibition.

III. Yummy

मिठो

IV. Mouth

मुख

V. Nose

नाक

VI. Eye

आँखा

VII. Ear

कान

VIII. Head

टाउको



On the cover: Adishree shares a portrait that she has made and labeled. Top, Mahi and Anika enjoy reading Poet laureate Madhav Prasad Ghimmire's "Cheparoko Ahan." Above, Asha interacts with her mum Kamana and Bhagwati as she reviews the alphabets.



कौपिला

२०६४ असोज ११, शुक्रबार



राजेश कोइराला
चित्र - स्याइनी व्याख्यार

हुने चाडपर्वका तस्विर त कुनै प्लाहांचा धर्तीका। कुनै व्यक्तिका तस्विर त कुनै व्यस्त बजारका तस्विर। कुनै जनावरका तस्विर त कुनै थाल-कचौराका। प्रदर्शनीमा राखिएका ती तस्विर सिपालु फोटोग्राफरले खिचेकाजस्ता लाग्थे। तर तस्विर हेरेर जे लाग्थ्यो कुरा ठिकक उल्टो। सधै तस्विर खिच्ने बालबालिका हुन् भन्ने सुनेपछि जो-कोही छक्क पर्थ्यो।

तस्विर खिच्ने राजधानीका १३ बालबालिका हुन्। यस्ता सुन्दर तस्विर खिच्नुअघि उनीहरूले तालिम

पाए। स्याइनी व्याख्यार नामक सस्थाले उनीहरूलाई तालिम दिएको हो। 'शनिवारपिच्छे शमीले ३ महिना सिकेको हो। पछिपछि त हामी कहाँ कहाँ गएर 'फोटो खिच्यौं, तालिम लिएकी सात वर्षीया बियोत्सा आचार्यले भनिन्। बियोत्साका पिता डा. विवेक आचार्य भने बालबालिकाले नयाँ सीप सिकने र रमाउने मौका पाएकामा खुसी हुनुहुन्छ।

क्यामरा कसरी समाउने? कस्तो क्यामरामा कस्ता व्याटो लाग्छन्? कुनै चाज गर्ने व्याटो हुन्छन् त कुनै चाज नगर्ने हुन्छन्? क्यामेराको लेन्स फोहोर पार्नुहुन्न। पानी पर्दा क्यामरा कसरी जोगाउने? टाढा गएर धेरै तस्विर खिच्नुपर्दा कस्तो बन्दोबस्त हुनुपर्छ? यस्तै ज्ञान दिइएको प्रशिक्षक पल्लव रञ्जन घताउंछन्।

बियोत्साजस्तै सिमरन प्रधानले पनि तालिम लिएकी थिइन्। 'शामी आफैँ क्यामरा लिएर जान्थ्यौं। कहिलेकाहीँ बिर्स्यो भने त्यही

दिनुहुन्थ्यो,' १० वर्षीया सिमरन भन्छिन्।


सिमरनले तस्विर खिच्नमात्र सिकिन्। उनले नयाँ साथी बनाइन्। नयाँ ठाउँ घुम्न पाउंदा उनलाई शीघ्रि खुसी लाग्यो। १३ बालबालिकामध्ये कोही भारत, फिलिपिन्स र वेलायतका थिए। बियोत्सा र सिमरनबाहेक सहभागीहरू सुमन रोज एम्प्रेक, सराह जोय एम्प्रेक, आजुं घोताने, अहेल्ल श्रेष्ठ, निहारिका तुलाधर, बियोत्सा आचार्य, शिवालिका राणा, प्रतीक शर्मा, विभु मानन्धर, पराक्रम राणा र हिमाशिक्षा गोल्लु थिए। बियोत्सा र सिमरनजस्ता सधैँ सिकाउ फोटोग्राफर ६ देखि ११ वर्षका थिए। उनीहरूलाई शनिवारपिच्छे ३-३ घण्टा तालिम दिएपछि विभिन्न स्थानमा लिएएको थियो।

तालिम लिएरछि, नयाँ बालबालिका विभिन्न स्थानमा गए। त्यहाँका तस्विर खिचे। सांस्कृतिक स्थलमा उनीहरू भक्तपुर र पचली (टेकु) गए।

धरातलीय तस्विरका लागि गोदावरी शोपनारायण पुगे। व्यस्त बजारको तस्विर लिन उनीहरू असन गए। उनीहरू व्यक्ति-अनुहारका तस्विर खिचे, स्याइनी व्याख्यारका अधिकृत सविन थापा बतार्छन्।


सिमरन भन्छिन्, 'तस्विरमा कस्तो रंग हुनुपर्छ? कुनै वस्तुको तस्विर खिच्दा त्यसको पछाडि कस्तो हुनुपर्छ? क्यामेराबाट तस्विरहरू कम्प्युटरमा सार्ने? कम्प्युटरमा कसरी राख्ने? विंग्रको तस्विर कस्तो हुन्छ? यी सधैँ सिकेका हो।' सिमरनका पिता राजेश प्रधान भन्छन्, 'विदाको दिन खेर गइहाल्छ। नानीहरूले टेलिभिजन हेर्न विताइदिन्छन्। त्यसैले यस्तो ज्ञान लिनु राम्रो लागेर लगेको हुँ।' यसरी बाल-

बालिकाले खिचेका तस्विरहरू प्रदर्शनमा राखिए। प्रदर्शनी स्याइनी व्याख्यारकाको हलमा एक महिना चल्थ्यो।



सानाले खिचे तस्विर

हाम्रो अनुहार



Please mark parts of the face with arrows.

मिठो



Please fill in the outline with the color of your choice.

मिठो



Please make an outline of the word above in black.

मिठो

मिठो please write the word
3 times below.

Yummy
MITHO

मुख



Please fill in the outline with the color of your choice.

मुख

Please make an outline of the word above in black.

मुख

मुख please write the word 3 times below.

MOUTH
MUKH

नाक



Please fill in the outline with the color of your choice.

नाक


Please make an outline of the word above in black.

नाक

नाक please write the word
3 times below.

NOSE
NAKH

आँखा



Please fill in the outline with the color of your choice.

आँखा

Please make an outline of the word above in black.


आँखा

आँखा please write the word
3 times below.



EYES ANKA

कान



Please fill in the outline with the color of your choice.

कान



Please make an outline of the word above in black.

कान

कान please write the word 3 times below.

EARS KAAN

टाउको



Please fill in the outline with the color of your choice.

टाउको

Please make an outline of the word above in black.


टाउको

टाउको please write the word
3 times below.

HEAD TAUKO

NOTES on other sharing and activities:

1. We read one story of a child who loves his grandmother so very much from “Welcome to the World” by Pallav Ranjan. We talked about her wrinkles, ear holes made for earrings on top of ears for golden rings with red and white beads, soft fluffy hair and much more.
2. We watched the “Seven Wonders of Kathmandu”. This was arguably the first 3D and video combination to come out in Nepal. Made by Spiny Babbler with UNESCO, we saw a brother, a sister and a fairy and how they visit Changu Narayan, the choice made after Aafreen said that she wanted to see Narayan because she lives in Budhanilkantha, the site of the great statue of Bishnu.
3. Heey, and Mahi and Anna and Anika also read a poem of the laaaazy lizard and Dr. Suess: “I wish that I had duck feet.”
4. Just as we were about to start class with Anna and Anika and Mahi, our four year old Anna shared with us a game that she was playing involving Peppa Pig and George. Anika also had a book of Peppa so we talked about Peppa, George, Alexander and linked Baba, Ama, Dada, Didi, Bhai, Bahini to the stories. We had a lot of laughs along the way.



CLUB INTERNATIONAL

www.evl.edu.np



Over 25 years, Spiny Babbler Evolution has served more than 1000 young people from 14 nations directly, one on one. The online program is a product of Evolution High School which offers specialized education to a limited number of children.

Emails: support@evl.edu.np; education@spinybabbler.org
Phones: 977-1-9751015674 or 977-1-9863020033